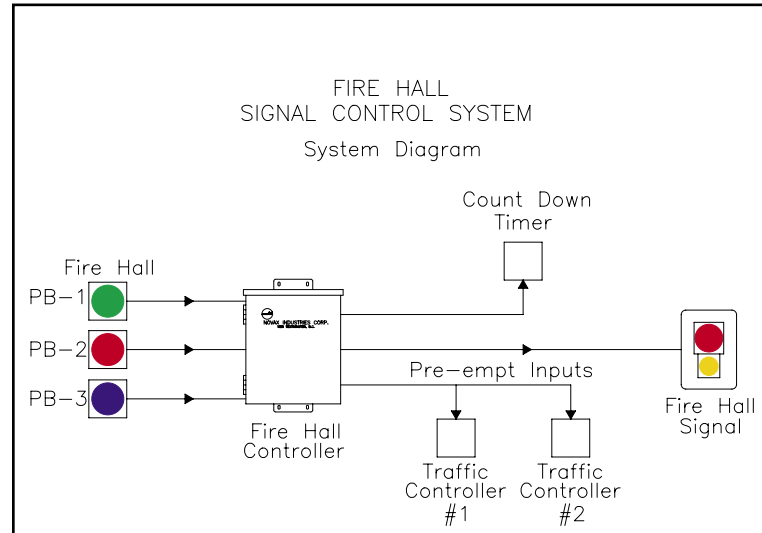


EMERGENCY PRIORITY
Fire Hall Signal Control System



EMERGENCY PRIORITY
Fire Hall Signal Control System



The Novax Fire Hall Signal Controller provides direct control of the signal lights at the fire hall and at any nearby intersections for safe, rapid deployment of fire trucks.

- Highly cost-effective priority traffic access for fire vehicles.
- Robust, easy to install, simple to operate, and adaptable to any fire hall location.
- Single Button version for locations where the only traffic lights are in front of the fire hall.
 - » A single press turns the lights red for both directions to stop all traffic.
 - » A large digital display shows the number of seconds remaining before lights change.
 - » Press the button again before the timer reaches ZERO to extend the priority time.
- Dual or Triple Button versions provide signaling options suitable for fire halls located close to major street intersections that are controlled by traffic light signals.



SPECIFICATIONS

Operating Voltage:	115VAC ± 20VAC
Operating Power:	5 Watts (No Output Loads Operating)
Operating Temperature:	-40 °C to +85 °C
Storage Temperature:	-40 °C to +85 °C
Faceplate Displays:	Five 7-Segment (Red) LED's (c/w "Sleep Mode" -shuts Display OFF when Not in Use)
Input Displays:	Three (Red) LED's (3 for Inputs)
Output Displays:	Six (Red) LED's (6 for Outputs)
Keypad:	MODE, UP & DOWN Switches for Controller Setup
Test Switches:	Three Push Input Test Switches (on Panel)
DC Inputs (External):	Two Normally Open - (N.O.) Dry Contact Closure Optically Isolated, 24VDC, 0.2 A (Inputs 1 & 2)
AC Inputs (External):	One Normally Open - (N.O.) Dry Contact Closure Optically Isolated, 115VAC, 0.2 A (Input 3)
Outputs:	Six 115 VAC, Solid State & Zero-crossing. Rated for Tungsten Lamps. Fused @ 10 Amperes each
Terminal Barriers:	Accepts up to 10 AWG Wire
Interval Timers:	Nine User-Adjustable (0 - 250 Seconds) <ul style="list-style-type: none"> - Start Delay Time - Flashing Yellow Time - Steady Yellow Time - Steady / Alternating Flashing Red Time - Extend '1' Time - Extend '2' Time - Extend '3' Time - Preemption '1' Delay Time - Preemption '2' Delay Time - Minimum Vehicle Passage Time
Countdown Timer:	Runs concurrently with the Interval timers
Part #:	ELA515
System Components	<ul style="list-style-type: none"> • 1 Novax Fire Hall Controller in cabinet with padlock bracket • 1 Countdown timer • 1-3 Push buttons (<i>depends on configuration</i>) • Fire Signal (optional)



The sophisticated Novax Fire Hall Controller Unit is the heart of the system.

NOVAX INDUSTRIES CORPORATION
 658 Derwent Way,
 New Westminster, BC V3M 5P8
 Canada
 Tel: 604.525.5644 Fax: 604.525.2739
 E-mail: general@novax.com

Specifications subject to change without notice.



EMERGENCY PRIORITY

Fire Hall Signal Control System

APPLICATIONS

The Novax Fire Hall Signal Control System is adaptable for use in many different fire station locations. The three scenarios shown here describe the most typical traffic

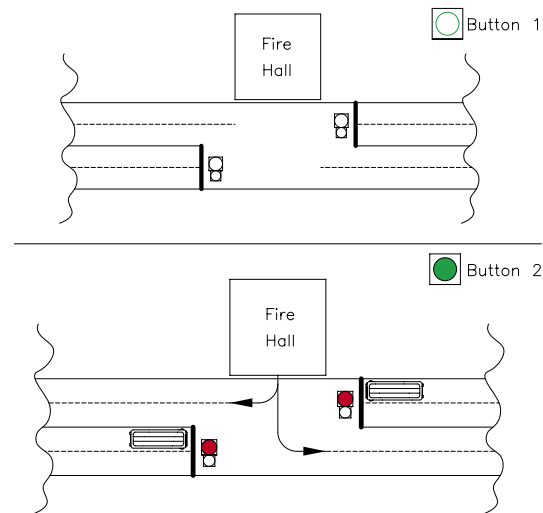
control situations at fire stations and how the Novax Fire Hall Signal Control System enables safe, rapid deployment of fire trucks and other emergency vehicles.

Scenario #1: Fire Hall on 2-Way Street

The scenario shown below is a fire hall located on a 2-way street.

As with all versions of the Fire Hall Controller system, a second press of the button before timeout extends the priority by a preset time.

With a one-button system, traffic in both directions of the street are halted by a single button press.

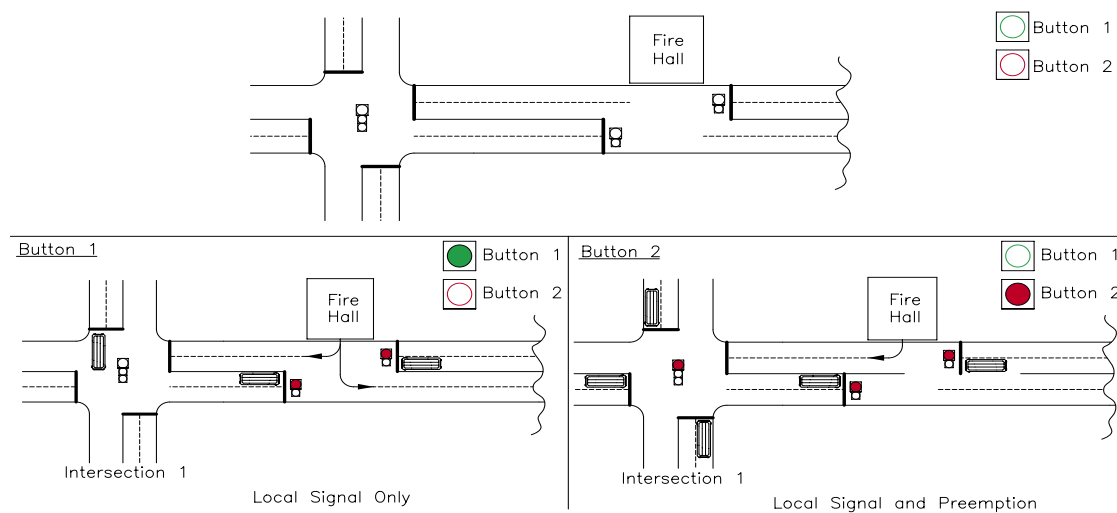


Scenario #2: Fire Hall on 2-Way Street Near Signal Light Intersection

The next scenario shown below is a fire hall located on a 2-way street, close to a major intersection. A two-button controller is ideal.

Button '2' changes the lights at the fire hall to halt traffic in both directions *and* preempts the lights at the nearby intersection so that the fire trucks can exit and get through the intersection with maximum haste.

A second button press extends the priority on both fire hall lights *and* main intersection lights by a preset time.



EMERGENCY PRIORITY

Fire Hall Signal Control System

Scenario #3: Fire Hall on 2-Way Street Near 2 Signal Light Intersections

The scenario shown below is a fire hall located on a 2-way street, between 2 major intersections. Again, a dual-button controller system is ideal, but with a different functionality than for scenario #2.

This assumes that the emergency vehicles would deploy in one or the other direction.

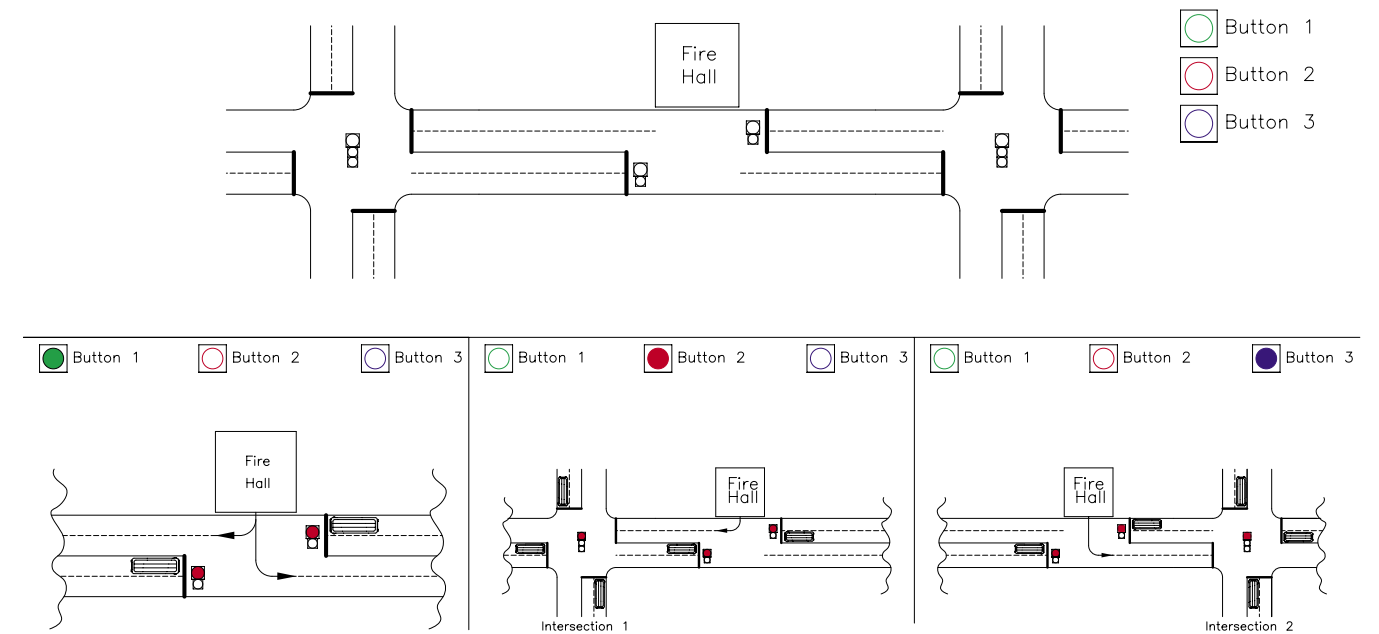
In the unusual situation where emergency vehicles are exiting in both directions, pressing Buttons 2 & 3 halts traffic at the fire hall and at both Intersections 1 & 2.

A second button press of any button will extend the priority by the preset time.

Button 1 changes the lights at the fire hall to halt traffic in both directions at the Fire Hall.

Button 2 does the same as Button 1, but it also sets pre-emption at Intersection 1.

Button 3 does the same as Button 1, but it also sets pre-emption at Intersection 2



System Components



Fire Hall Controller

Countdown Display



Push Buttons



Fire Signal